

# Meet the Teacher 2025-2026

## Key Stage 1

Brunel Class – Mrs Harrison/ Mrs  
Liversidge

Russell Class – Mrs Faour

Fleming Class – Mrs Cleur



# A bit about us...



## Class Teachers

- Brunel Class – Mrs Harrison/ Mrs Liversidge (trainee teacher)
- Russell Class – Mrs Faour
- Fleming – Mrs Cleur

## Supporting adults

- Miss Holden – across Fleming and Russell Class
- Miss Marsh – across Fleming and Russell Class
- Mrs Grayston – EHCP support in Brunel

## Other adults

- Sports Coaches

# Core Curriculum Drivers

We know that our children will enter a diverse and challenging world of work where they are going to need to demonstrate a unique set of life skills and be prepared for lifelong learning. Our curriculum is designed to help them to achieve this.


Our starting point is the National Curriculum; however we have tailored this using our three core drivers to meet the needs of the children at our school. To see how this works in each subject please see our individual Intent documents.

Our three core curriculum drivers are.

Well-being: For all children to value themselves.

Future: For all children to develop the skills and habits of lifelong learners.

World: For all children to embrace diversity, express themselves clearly and have a positive impact on society.



# A little bit about our topics of study this year...



Our topics this year are going to be:

- What is it like here? (Geography map work)
- How did we learn to fly? (History of flight- Wright Brothers, Bessie Coleman etc.)
- Making Puppets/stockings (Design Technology)
- Sculptures (Art)
- Drawing (Art)



# PE Days



- We will still be doing PE twice a week. On PE days children will come dressed in their kits.
- Summer & Winter Kit – adapt to weather changes and needs of your child.
- Studs and jewellery – need to be removed for PE sessions.
- Ear piercing – Avoid during school term.
- Long hair needs to be tied back.
- **Fleming and Russell Classes: Mondays & Wednesdays**
- **Brunel Class: Tuesdays & Wednesdays**

## Chase Side Uniform from Year 1 to Year 6



With a collar

These items can also be plain white or royal blue, but there must be no additional decoration.



These items can also be plain grey, but there must be no additional decoration



Additional item options

Sensible shoes no heels, boots, trainers or strappy sandals.

## Chase Side Active Wear from Reception to Year 6



Plain Yellow T Shirt



Navy Cotton Shorts



Navy Cuff Bottom  
Joggers



Velcro Black  
Plimsols for inside  
PE days



Unbranded Black  
Trainers for outside  
PE days

These items must be plain colours, no decoration.

Leggings cannot be worn instead of joggers.

# Class emails

- You should have received our welcome email, if not please let us know so we can check the email we have for you.
- Class email accounts are **not checked during the school day** as we are in class teaching your children.
- Any emails about sickness or pick ups must go to the office, they will pass the information onto us in the classroom.

# We are a nut free school!



- Nutella and Peanut Butter are not allowed at school.
- Lunch boxes should promote healthy eating (no chocolate bars etc)
- We ask the children to access WATER during the day, not juice/squash. Please, remember to provide a water bottle for your child.
- Children in KS1 will be given a piece of fruit or vegetable each day.
- There is no food to be brought into school for any reason or circumstance other than as part of your child's lunch.
- **It is vital that children only eat what's in their lunch box to protect those with allergies.**

# Birthdays



- We DO NOT bring in ANY FOOD when it is our birthday, instead you can bring in a book or game as a donation for the class if you would like.
- We do not hand out party invitations at school, this will need to be organised outside of school.

# Medicines

- Please ensure that your child's medication is in school and within date.
- We must have the completed care plan otherwise we are unable to administer any medicine.
- Do not place medicine or creams in your child's bag – please give them to a member of staff.
- If your child has been in hospital, please make one of us aware, as we may need to make a short term care plan to ensure we are able to care for them effectively.

# Attendance

- We expect all children to attend school every day. Please make every effort to ensure your child attends on time every day.
- The doors to the Year 1/2 areas open at 8:45 and close at 9:00 prompt, if you arrive after this time your child will need to enter via the front gate and office.
- If your child has sickness or diarrhoea due to a bug please keep them off for 48 hours after the last bout.

# Educational Visits



We will start to organise trips/visitors coming into school very soon so please look out for emails regarding this.

Any trips will be booked via the online form. It is important these forms are completed to give permission for your child to participate.

We always appreciate parental help on our trips – so thank you in advance for your help!

# Phonics and Reading...



We use Little Wandle Letters and Sounds as our scheme for EYFS and KS1.

In year 2 some children will still rely on phonics to read appropriate books, some children will have a secure knowledge and use of phonics.

In Autumn Year 2 will continue to revisit and teach phonics alongside teaching the spelling content from the Year 2 curriculum.

Parent resources: <https://www.littlewandlelettersandsounds.org.uk/resources/for-parents/> useful pronunciation videos and guides.



Phase 3 Sound Mat

ai	ee	igh	oa	oo	oo	ar	or
ur	ow	oi	ear	air	er		


Tricky words

is | the put pull full as  
and has his her go no to  
into she push he of we me be

Tricky words

was you they my by all  
are sure pure

# Reading books...



Children will change books on **Mondays** and **Thursdays**.

Please ensure the reading record is in their bags every day as we may read with them on additional days in school.

They will have two books:

1 – A colour banded reading book, this is a book where they should be able to read 90% fluently – without having to sound out all the words. Please Read and RE-READ this book.

2 – A sharing book. This is a story or information book from the class library to share together with your child.



# Home Learning




We will be sending home in the next week a login for Spelling Shed and Maths Shed. (One login means you can access both of these).

We will begin to set **weekly** activities linked to the phonics your child is learning in the classroom.

We will set **fortnightly** maths activities linked to the areas of maths learning. This is a mixture of activities and games.

‘Take away’ Home learning – this will be a grid with a range of different activities your child can try at home linked to the learning each **half term**. It will be uploaded to the website next week. Please either email or send in any home learning so we can celebrate it in school.



Choose your home learning from the menu below:  
The Challenge-o-meter suggests the difficulty or challenge the home learning may offer. Every term you should attempt **at least one EXTRA HOT** task!

Write a story about your favourite game with illustrations to help someone else play.	Write a story about your favourite game with illustrations to help someone else play.	Write a story about your favourite game with illustrations to help someone else play.	Write a story about your favourite game with illustrations to help someone else play.
Draw a picture of your favourite food and write a recipe for it.	Draw a picture of your favourite food and write a recipe for it.	Draw a picture of your favourite food and write a recipe for it.	Draw a picture of your favourite food and write a recipe for it.
Design a poster to help you remember your 100 tables (or how to count in tens). It could be in pictures or in numbers. Can you add to your poster with your own ideas? What patterns do you notice?	Design a poster to help you remember your 100 tables (or how to count in tens). It could be in pictures or in numbers. Can you add to your poster with your own ideas? What patterns do you notice?	Design a poster to help you remember your 100 tables (or how to count in tens). It could be in pictures or in numbers. Can you add to your poster with your own ideas? What patterns do you notice?	Design a poster to help you remember your 100 tables (or how to count in tens). It could be in pictures or in numbers. Can you add to your poster with your own ideas? What patterns do you notice?
Write a story about your favourite game with illustrations to help someone else play.	Write a story about your favourite game with illustrations to help someone else play.	Write a story about your favourite game with illustrations to help someone else play.	Write a story about your favourite game with illustrations to help someone else play.

Children will also be given a Numbots login to practice their number bonds. This can then be used as their Times Tables Rockstar login too (Year 2 only)

# Phonics Screening

## What Is The Phonics Screening Check?

Children in Year 1 throughout the country will all be taking part in a phonics screening check during the same week in June. Children in Year 2 will also take the check if they did not achieve the required result when in Year 1, or they have not taken the test before. Head teachers should decide whether it is appropriate for each of their pupils to take the phonics screening check.

The phonics screening check is designed to confirm whether individual children have learnt sufficient phonic decoding and blending skills to an appropriate standard.

# KS1 Assessment arrangements 2025/2026

At the end of Year 2, children will take SATs in Reading and Maths.

KS1 SATs are now optional and done at the school's discretion.

Last year, we carried out these tests around the end of May/  
beginning of June.

# Reading SATs

## 2 separate papers

**Paper 1: A selection of texts with comprehension questions interspersed.**

**Paper 2: A reading booklet with questions in a separate answer booklet.**

**Each paper will take around 30 minutes (but not strictly timed)**

**The papers will cover a range of text types including fiction, non fiction and poetry.**

**The questions get progressively harder as the test gets nearer the end**

**Teachers have the option to stop the test at any point**

**There will be a variety of question types (multiple choice, ordering, labelling, copying, underlining)**

# Mathematics SATs

**The Maths tests comprise of 2 papers.**

**Paper 1: Arithmetic (15/20 minutes)**

**Paper 2: Mathematical fluency: problem solving and reasoning. (35 minutes)**

**Questions can be read to children and tests are not strictly timed (other than mental arithmetic section in Paper 2)**

# Historic papers

Please use this link to access historic papers

[National curriculum assessments: practice materials - GOV.UK](http://www.gov.uk)  
[www.gov.uk](http://www.gov.uk)

# A.O.B and questions...



Please ensure your child does not bring anything from home apart from the items mentioned before.