



Reading Café  
Year 5  
Autumn

# Reading at home


Reading at home makes a phenomenal impact on children. It impacts:

- A love of reading
- How well children understand texts
- The speed that they can read at
- Developing strategies for texts are difficult
- It also plays a huge part in progressing their writing as well!



# Recommended Reads

## Favourite Storytime Books for Year 5



### The Treasure Hunters

Lisa Thompson & Gemma Correll

Chapter book

A gripping, page-turning mystery adventure from the bestselling author of modern classic *The Goldfish Boy*. When lonely Vincent is forced to go on an outdoor activity weekend with three other kids from his class, he's counting the seconds until he can escape home. But one of his classmates is hiding a secret: she's convinced there's pirate treasure buried deep within a nearby mountain. Suddenly, this boring trip becomes an exciting adventure! But a thief is hot on the trail, intent on stealing the loot for themselves... can the Treasure Hunters work together to stop them? For fans of Frank Cottrell Boyce's *Millions* and classic action adventure movie *The Goonies*, funny, moving and a real page-turner, a sensitive depiction of a hero with dyspraxia.

[Buy from Amazon](#)

[Buy from Bookshop](#)



### The Last Bear

Hannah Gold & Levi Pinfold

Chapter book

There are no polar bears left on Bear Island. At least, that's what April's father tells her when his scientific research takes them to this remote Arctic outpost for six months. But one endless summer night, April meets one. He is starving, lonely and a long way from home. Determined to save him, April begins the most important journey of her life... This moving story will win the hearts of children the world over and show them that no one is too young or insignificant to make a difference. *The Last Bear* is a celebration of the love between a child and an animal, a battle cry for our world and an irresistible adventure with a heart as big as a bear's.

[Buy from Amazon](#)

[Buy from Bookshop](#)



### Jaz Santos vs The World

Priscilla Mante


Chapter book

*Jaz Santos vs the World* is the first in a new series about a girl who gathers an unlikely group of friends together to make their own girls' football team. This is an inclusive and empowering tale with a real-life feel. This timely and heart-warming story about teamwork, self-belief and following your passions in the face of life's ups and downs is likely to connect with readers aged 8-14.

# 50 Recommended Reads for...

# Year 5

(ages 9-10)



SCAN ME

[www.booksfortopics.com/year-5](http://www.booksfortopics.com/year-5)

For more primary school booklists, visit [booksfortopics.com](http://booksfortopics.com)

## Reading VIPERS

This is our approach to teaching comprehension skills.

The following slides will give you information about each skill and some questions you can use when you are reading with your child at home.

## Reading Vipers

**V**ocabulary


**I**nfer

**P**redict

**E**xplain

**R**etrieve

**S**equence



# Vocabulary

Draw upon knowledge of vocabulary in order to understand the text.

## Example questions

- What does the word ..... mean in this sentence?
- Find and copy a word which means .....
- What does this word or phrase tell you about .....?
- Which word in this section do you think is the most important? Why?
- Which of the words best describes the character/setting/mood etc?
- Can you think of any other words the author could have used to describe this?
- Why do you think ..... is repeated in this section?

# Infer

Make inferences from the text.

## Example questions

- Why was..... feeling.....?
- Why did ..... happen?
- Why did ..... say .....
- Can you explain why.....?
- What do you think the author intended when they said.....?
- How does ..... make you feel?

# Predict

Predict what you think will happen based on the information that you have been given.

## Example questions

- Look at the book cover/blurb – what do you think this book will be about?
- What do you think will happen next? What makes you think this?
- How does the choice of character or setting affect what will happen next?
- What is happening? What do you think happened before? What do you think will happen after?
- What do you think the last paragraph suggests will happen next?

# Explain

Explain your preferences, thoughts and opinions about the text.

## Example questions

- Who is your favourite character? Why?
- Why do you think all the main characters are girls in this book?
- Would you like to live in this setting? Why/why not?
- Is there anything you would change about this story?
- Do you like this text? What do you like about it?

# Retrieve

Identify and explain the key features of fiction and non-fiction texts such as: characters, events, titles and information.

## Example questions

- What kind of text is this?
- Who did.....?
- Where did.....?
- When did.....?
- What happened when.....?
- Why did ..... happen?
- How did .....?
- How many.....?
- What happened to.....?

# Summarise

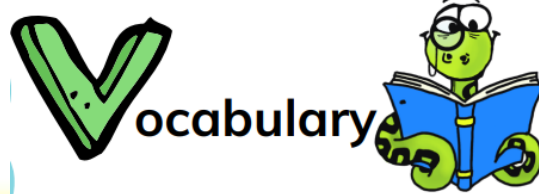
Summarise the main ideas from more than one paragraph

## Example questions

- Can you number these events 1-5 in the order that they happened?
- What happened after .....
- What was the first thing that happened in the story?
- Can you summarise in a sentence the opening/middle/end of the story?
- In what order do these chapter headings come in the story?


# Today's lesson...

We are going to complete some 'reading for pleasure'. Children will read their own colour banded book independently and then read or discuss their book with an adult! Use the questions below to help!



## Find and explain meaning of words in context

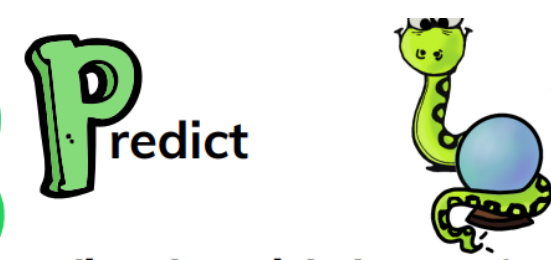
- What do the words ..... and ..... suggest about the character, setting and mood?
- Which word tells you that....?
- Which keyword tells you about the character/setting/mood?
- Find one word in the text which means.....
- Find and highlight the word that is closest in meaning to.....
- Find a word or phrase which shows/suggests that.....



## Make and justify inferences using evidence from the text.

- Find and copy a group of words which show that...
- How do these words make the reader feel?
- How do the descriptions of ..... show...
- How can you tell that.....
- What impression of ..... do you get from these paragraphs?
- What voice might these characters use?
- What was .... thinking when.....

Who is telling the story?



## Predict what might happen from the details given and implied

- From the cover what do you think this text is going to be about?
- What is happening now? What happened before this?
- What will happen after?
- What does this paragraph suggest will happen next? What makes you think this?
- Do you think the choice of setting will influence how the plot develops?



- > Explain how content is related and contributes to the meaning
- > Explain how meaning is enhanced through choice of language.
- > Explain the themes and patterns that develop across the text.
- > Explain how information contributes to the overall experience.

- Why is the text arranged in this way?
- What structures has the author used?
- What is the purpose of this text feature?
- Is the use of ..... effective?
- The mood of the character changes throughout the text. Find and copy the phrases which show this.
- What is the author's point of view?
- What affect does ..... have on the audience?
- How does the author engage the reader here?
- Which words and phrases did ..... effectively?
- Which section was the most interesting/exciting part?



## Retrieve and record information and identify key details.

- How would you describe this story/text? What genre is it? How do you know?
- How did...?
- How often...?
- Who had...? Who is...? Who did....?
- What happened to...?
- What does.... do?
- How ..... is .....?
- What can you learn from ..... from this section?
- Give one example of.....
- The story is told from whose perspective?



## Summarise the main ideas from more than one paragraph

- Below are some summaries of different paragraphs from the text, number them to show the order in which they appear in the text.
- What is the main message of the text?
- Using information from the whole text, identify which statements are true.
- Which of the following would be the most suitable summary of the whole text?
- Which statement is the best summary for the whole of page...
- Look at the first two paragraphs. Which sentence below best describes the...