



# Reading Café Year 3

November 2025

# Reading in Year 3

- In Year 3, we have daily Guided Reading sessions. Texts are covered over two weeks where we focus on one or two vipers skills.
- We also give children regular opportunities to read for pleasure.



# Reading at home

- Please continue to read regularly with your child. We try to read with each child on a fortnightly basis to ensure they are reading at the right level. The more they read, the more progress they can achieve!
- We change books on Mondays and Thursdays – please ensure you bring your books in on these days.




## Reading VIPERS KS2

This is our approach to teaching comprehension skills.

The following slides will give you information about each skill and some questions you can use when you are reading with your child at home.

## Reading Vipers

**V**ocabulary  
**I**nfer  
**P**redict  
**E**xplain  
**R**etrieve  
**S**ummarise



# Vocabulary

Draw upon knowledge of vocabulary in order to understand the text.

## Example questions

- What does the word ..... mean in this sentence?
- Find and copy a word which means .....
- What does this word or phrase tell you about .....?
- Which word in this section do you think is the most important? Why?
- Which of the words best describes the character/setting/mood etc?
- Can you think of any other words the author could have used to describe this?
- Why do you think ..... is repeated in this section?

# Infer

Make inferences from the text.

## Example questions

- Why was..... feeling.....?
- Why did ..... happen?
- Why did ..... say .....
- Can you explain why.....?
- What do you think the author intended when they said.....?
- How does ..... make you feel?

# Predict

Predict what you think will happen based on the information that you have been given.

## Example questions

- Look at the book cover/blurb – what do you think this book will be about?
- What do you think will happen next? What makes you think this?
- How does the choice of character or setting affect what will happen next?
- What is happening? What do you think happened before? What do you think will happen after?
- What do you think the last paragraph suggests will happen next?

# Explain

Explain your preferences, thoughts and opinions about the text.

## Example questions

- Who is your favourite character? Why?
- Why do you think all the main characters are girls in this book?
- Would you like to live in this setting? Why/why not?
- Is there anything you would change about this story?
- Do you like this text? What do you like about it?

# Retrieve

Identify and explain the key features of fiction and non-fiction texts such as: characters, events, titles and information.

## Example questions

- What kind of text is this?
- Who did.....?
- Where did.....?
- When did.....?
- What happened when.....?
- Why did ..... happen?
- How did .....?
- How many.....?
- What happened to.....?

# Sequence

Sequence the key events in the story.

## Example questions

- Can you number these events 1-5 in the order that they happened?
- What happened after .....
- What was the first thing that happened in the story?
- Can you summarise in a sentence the opening/middle/end of the story?
- In what order do these chapter headings come in the story?

# Summarise

Summarise the main ideas from more than one paragraph



## Example questions

- Can you number these events 1-5 in the order that they happened?
- What happened after .....
- What was the first thing that happened in the story?
- Can you summarise in a sentence the opening/middle/end of the story?
- In what order do these chapter headings come in the story?

# 50 Recommended Reads for...

# Year 3

(ages 7-8)



[Best Books for Year 3: Recommended Booklist for Ages 7-8 \(booksfortopics.com\)](https://www.booksfortopics.com)



SCAN ME

[www.booksfortopics.com/year-3](https://www.booksfortopics.com/year-3)

For more primary school booklists, visit [booksfortopics.com](https://www.booksfortopics.com)

# Today's lesson...

- We are going to have a reading for pleasure session with a focus on how to use VIPERS questions when reading at home.
- We will focus on **Vocabulary** but please feel free to focus on another if you feel necessary.

Whilst reading, if you come across any unfamiliar words, write them down on your whiteboard and check its definition using a dictionary.

## Vocabulary

Draw upon knowledge of vocabulary in order to understand the text.

### Example questions

- What does the word ..... mean in this sentence?
- Find and copy a word which means .....
- What does this word or phrase tell you about .....?
- Which word in this section do you think is the most important? Why?
- Which of the words best describes the character/setting/mood etc?
- Can you think of any other words the author could have used to describe this?
- Why do you think ..... is repeated in this section?