

This is the ASP default view

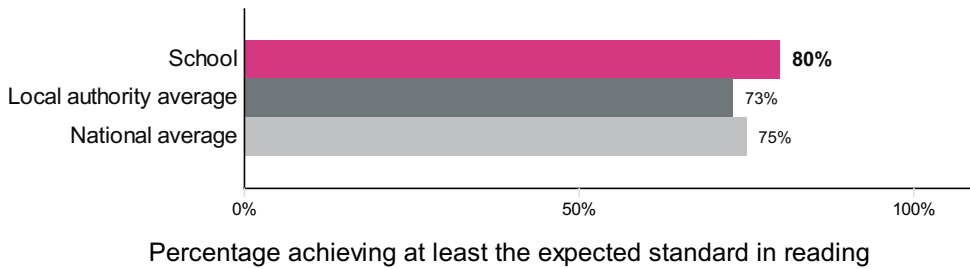
## Chase Side Primary School (URN: 101984)

### Key stage 1

This is provisional data for 2017/18. CLA data is not currently available, therefore we are not currently publishing breakdowns of data such as disadvantaged which appeared previously. This information will be included in a later release.

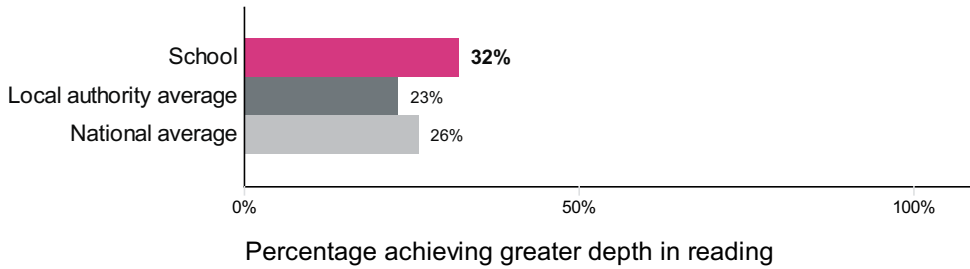
### Percentage achieving at least the expected standard in reading

Number of pupils = 59



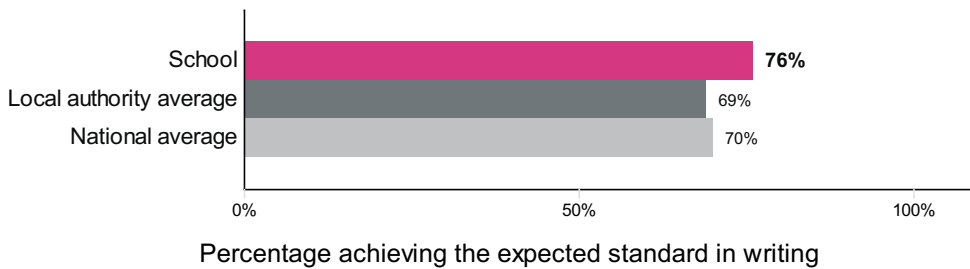
### Percentage achieving greater depth in reading

Number of pupils = 59



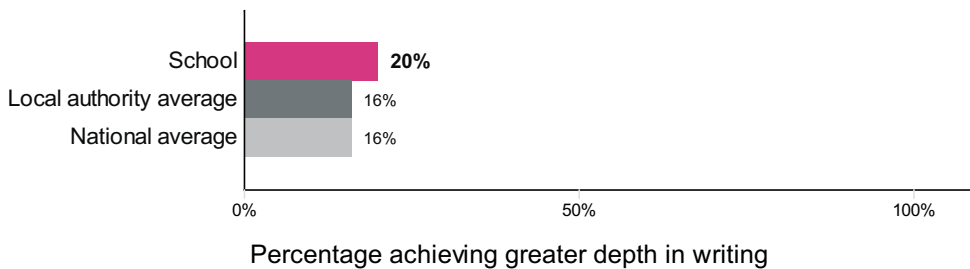
### Percentage achieving at least the expected standard in writing

Number of pupils = 59



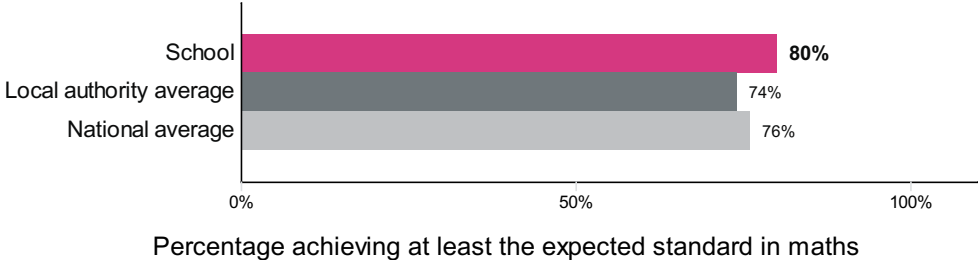
### Percentage achieving greater depth in writing

Number of pupils = 59



**Percentage achieving at least the expected standard in maths**

Number of pupils = 59



**Percentage achieving greater depth in maths**

Number of pupils = 59

